



**SAN FRANCISCO
STATE UNIVERSITY**

Office of
**Research and Sponsored
Programs- Human and Animal
Protection**



USER GUIDE

Created: July 2021

As of August 23, 2021, the Office of Research and Sponsored Programs adopted the IRBManager Internet-based submission system. We will only accept submissions electronically through IRBManager. This User Guide provides step-by-step instructions for each type of submission.

[Go to SFSU's IRB Manager Page](https://sfsu.my.irbmanager.com)

<https://sfsu.my.irbmanager.com>

For any questions regarding IRBManager, please contact HAP at
415-338-1093 or email protocol@sfsu.edu

Thank You!

Contents

1.1 IRBManager	4
1.1 What is IRBManager?	4
1.2 How to Access IRBManager	4
1.3 Initial Login for Users with SFSU Email Accounts.....	4
2.1 Navigating the Dashboard	5
2.1 Actions	5
2.2 My Projects	5
2.3 xForms	6
2.4 Events	7
2.5 My Studies	7
DICTIONARY OF IRBMANAGER TERMINOLOGY.	8
3.1 Managing Forms in IRBManager (i.e., xForms)	8
3.1 IRB Application for Determination of Exemption from IRB Review (ADE).....	8
3.2 IRB Protocol Submission Form	8
3.3 IACUC Animal Protocol Submission Form	8
3.4 Other Forms	9
3.5 Completing an xForm	9
3.5.1 Submitting the xForm	9
3.6 Checking the Status of an xForm.....	10
3.6.1 Stage Types and Definitions.....	10
3.6.2 Decision Notification	10
4.1 Navigating the Study Page	11
4.1 Events	11
4.2 Event Emails	11
4.3 Actions in the Event Details	12
4.4 Accessing Previous IACUC or IRB Documents.....	12
4.5 Helpful Hints	13
APPENDIX 1:	14
5.1 Frequently Asked Questions.....	14
Why can't my study team see the xForm I created?	14
Does everyone on my study team need to receive email notifications?	14
I am trying to add a member to the study team and the xForm is saying "contact not found", what does that mean?	14

1.1 IRBManager

1.1 What is IRBManager?

IRBManager is an online submission, workflow, and data management system for SFSU's compliance committees: the Institutional Review Board (IRB), the Institutional Animal Care and Use Committee (IACUC). IRBManager is a fully web based system, meaning users can login anywhere they have internet access.

The electronic forms provided within this system allow users to complete submissions for each phase of the research process. This includes forms for new studies, continuing reviews, amendments, as well as reports for unanticipated problems, adverse events, and study closures.

Investigators have access to view past studies which have been added to the system and current studies reviewed by a SFSU IRB or IACUC committee. The system defines a study as a *Project*. Each project's study-site will provide a list of *Events* (actions) that have been submitted to the appropriate compliance committee for review and approval. Each event will contain all associated forms and supporting documents, along with a listing of review steps, which are updated to notify the investigators where the submission is within the review process.

Study personnel indicated on the project application will have access to the study in IRBManager.

1.2 How to Access IRBManager

Go to <https://sfsu.my.irbmanager.com>

Note: Certain versions of Internet Explorer and Microsoft Edge are not compatible with IRBManager. Consider utilizing Mozilla-Firefox or Google-Chrome as your browser.

1.3 Initial Login for Users with SFSU Email Accounts

To activate your account, users will need to log in to IRBManager following the instructions below:

- 1 Click "click here" on the homepage to be directed to your SFSU sign-in page.
- 2 Enter your SFSU ID and accompanying password (i.e. the same password you use to sign into your SFSU account).
- 3 Click "Sign In."

Note: You may already be signed into your SFSU account and not need to reenter your Single Sign-On ID and password. In this case, you will be automatically redirected to the IRBManager homepage.

2.1 Navigating the Dashboard

The screenshot shows the SFSU IRBManager dashboard. At the top is a navigation bar with links: Home, Meetings, Create Study, Reports, Contacts, Administration. On the right of the navigation bar are 'All Projects', a search bar 'Find Study (Ctrl+Q)', and links for 'Help', 'Jessica's Settings', and 'Sign off'. The main content area is titled 'My Studies' and contains several sections:

- Actions** (Callout 2.1): Includes links for 'Click here to ADE Form', 'Start xForm', 'Show Funding Source IDs', and 'View as Myself'.
- Recent Items**: Lists recent studies: 2019-005-SFSU, 2019-006-SFSU, Test-SFSU, 2019-001-SFSU, and 2019-003-SFSU.
- My Docs & xForms**: Shows '0 Attachments' and '2 xForms'.
- Studies (1 Active)** (Callout 2.2): A summary section with a list of statistics:
 - You are associated with 1 active Studies and 3 total Studies.
 - You are the PI for 1 active and 3 total Studies.
- xForms (0 Active)** (Callout 2.3): A summary section with a list of statistics:
 - You have 0 unsubmitted xForms.
 - You have 0 xForms being processed at a later stage.
 - There are 1 xForm awaiting your attention.
- Events (2 Open)** (Callout 2.4): A summary section with a list of statistics:
 - Only show events where I am: [dropdown]
 - You have 1 IRB-Exempt events.
 - You have 1 IRB-Renewals events.
 - You have 2 Total Open events.
- Notices**: A yellow box with the text 'Welcome to SFSU IRBManager!' and a link 'Click here for User Instructions'.

At the bottom, there is a table titled 'My Studies (1 Active)' (Callout 2.2) with the following data:

Study	Site	PI	Title	Expires	Status	Reference Doc(s)
2019-005-SFSU	San Francisco State University	Researcher, Test	Test	Exempt	Exempt	

Copyright ©2000-2021 Tech Software. All Rights Reserved.
2021.4.5577.0/Release/e979368 | GOWAWS1 | 2021-07-15 17:49:30Z | 0.308s
Powered By IRBManager

2.1 Actions

Under 'Actions,' a user can start any of our applications by clicking "Start xForm."

Note: Secondary applications including Modifications, Continuing Reviews, Closure Reports, and Unanticipated Problem or Adverse Event Reports cannot be started from this area and must be started from within the study itself. (See Section 3.3.1, 'How to Submit an xForm').

2.2 My Studies

Studies

A user can view a list of the studies that they are associated with from the Dashboard. The user will have access to studies if they are listed as Primary Investigator, Co-Investigator, Faculty Advisor.

Note: By clicking on the underlined link to active or total studies, the user will be able to view the details of their associated projects. Users will be able to access studies based on their role in the studies.

1. The 'Active Studies' include all associated studies with the following statuses:
 - a. Approved
 - b. Approved IACUC Registration Form
 - c. Exempt
 - d. Observational

2. Study statuses you may note that are not considered as 'Active Studies' include:
- a. Closed
 - b. Expired
 - c. Non-Exempt Determined; waiting for resubmission
 - d. Not Human Subjects Research
 - e. Pending (IACUC)
 - f. Pending (IRB)
 - g. Registration Requires Full IACUC Animal Protocol
 - h. Retired
 - i. Suspended
 - j. Withdrawn

2.3 xForms

The xForms section shows the forms or applications currently being processed at this time.

Note: An xForm is an electronic, web-based form.

xForms (5 Active)

- You have [2 unsubmitted](#) xForms.
- You have [3 xForms](#) being processed at a later stage.
- There are [1 xForms](#) awaiting your attention.

In this view of the DASHBOARD:

1. The user has two (2) unsubmitted xForms. This shows the user started two xForms, but clicked 'Save for Later' or closed out of the form without submitting the form.
Note: By clicking on the link, the user can go directly to a list of unsubmitted xForms.
2. The user has three (3) xForms being processed at a later stage. This shows that the user has submitted three forms that are currently awaiting review and signature by the PI (or other necessary party) or are being processed by the IRB.
Note: By clicking on the link, the user can go directly to a list of xForms being processed at a later stage and see what stage the xForm is in currently.
3. The user has one (1) xForm currently awaiting their attention. This shows that the user has one xForm that currently needs action by the user (i.e., review and signature required, revisions requested by the IRB, etc.).
Note: By clicking on the link, the user can go directly to the xForms that need the user's attention.

2.4 Events



The events section of the DASHBOARD shows the total number of open events and the number of events categorized by name, such as IACUC Initial Animal Submission, IRB Initial Protocol Submission, IACUC or IRB Modification, etc. The dropdown box following 'Only show events where I am' will allow a user to filter the events according to their role in the associated study.

2.5 My Studies

All the active studies a user is associated with will appear here.

Note: A study is not created when a user submits an xForm. A study is created when the IRB determines that the study is ready for review. From the DASHBOARD, a user can view the following information regarding their studies, including:

1. The project number.
2. The main site where the project is taking place. (Note: If the project is taking place at more than one site, the project will be listed twice with each site listed.)
3. The PI name.
4. The project title.
5. Expiration date of the project (if blank the study has not yet been approved).
6. Status
 - a. Pending (if not yet approved)
 - b. Active
 - c. Exempt
 - d. Deferred
 - e. Expired
 - f. Suspended

Note: Closed studies will not display here. In addition, the status will depend on whether the project is still under initial review or if elsewhere within the project's lifecycle.

Note: By clicking on the blue link under 'Project,' the user can go directly to the project. By clicking the small arrow to the right of 'Project, Site, PI, Title, Expires, and Status,' a user can sort the studies accordingly.

1. Project can be sorted by Project Number
2. Site can be sorted alphabetically
3. PI is sorted alphabetically
4. Title is sorted alphabetically
5. Expiration dates are sorted by numerical date
6. Status is grouped and sorted alphabetically

DICTIONARY OF IRBMANAGER TERMINOLOGY

xForm: IRBManager uses web-based forms called xForms. Users submitting to the SFSU IRB and/or IACUC will submit the xForm appropriate to the type of request. Some requests (e.g. Modification will not be immediately available in your dashboard, but instead will become available inside an already approved project.

Event: Your submission to either review board is considered an "Event." All correspondence and responses to revisions will be considered an individual "Event." After final approval is given, additional Events can be created, such as when protocol changes are requested or when continuing review is required. Events are related actions to study including modifications, unanticipated incident, closure. Each new action creates a new event.

Study: Over arching term for the protocol description (procedures, surveys, data management plan, etc.) related to single or multiple research projects.

Study Site: Location of research or personnel involved in study.

3.1 Managing Forms in IRBManager (i.e., xForms)

3.1 Application for Determination of Exemption (ADE)

Use this form if the research activities fall into one or more of the categories listed at the below link: https://dev-sfsu-research.pantheonsite.io/hap_IRB

3.2 IRB Protocol Submission Form

Use this form to propose research that is more than minimal risk or does not fall into an exempt category that involves human subjects

3.3 IACUC Initial Submission Form

Use this form if you are conducting animal research including field observation, avian embryos, fieldwork, or laboratory work.

3.4 Other Forms

There may be other various forms that need to be completed that may not show up when selecting “Start xForm” from your dashboard (e.g., Protocol Change Forms, Continuing Review Forms, etc.). These forms are not available until *after* your project has been given final approval and are located in the event itself. In order to access these forms:

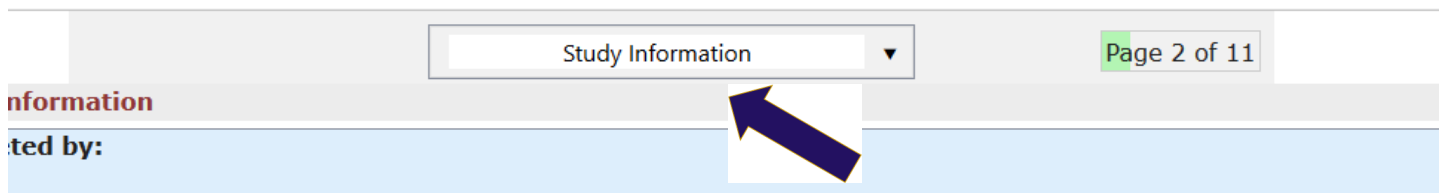
1. Go to your dashboard and choose the project you are working on
2. On the left-hand Action menu under Project-Site, select “Start xForm”
3. Choose the appropriate form

3.5 Completing an xForm

After entering basic study details, the questions in the xForms are directed by the answers given. For example, research involving secondary data analysis will not ask about a behavioral intervention in research and vice versa. Changing responses on the form will enable subsequent questions that were hidden or hide questions that are no longer applicable.

1. To navigate an xForm, click ‘Next’ to move on to the next page of the xForm.

Click ‘Previous’ to move to an earlier page. You can also use the drop-down at the top-center of the screen to navigate between pages. Click ‘Save for Later’ to stop working on the form. The xForm can then be reopened by going to the xForm link under ‘My Documents and Forms’ or ‘Unsubmitted xForms’ on the DASHBOARD.



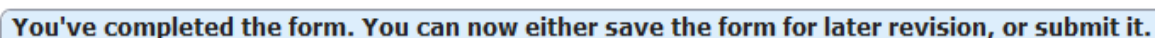
2. Most questions on the form are required (the question will be labeled ‘Required’). All required questions on the form must be completed before submitting. If they are not, a red error message will appear. The system will not allow the user to continue until the field has been populated.
3. All required questions on a page must be completed before clicking ‘Next’. To skip to another page on the form without answering all questions on the page at that time, use the navigation drop down at the top of the page.

3.5.1 Submitting the xForm

Note: Before submitting an xForm, review the form completely. Changes cannot be made once an xForm is submitted unless the IRB requests changes.

After all pages on the form are complete, the submission screen will appear. Click 'Submit.'

Note: The form will not move to the next stage if 'Submit' is not clicked.



You've completed the form. You can now either save the form for later revision, or submit it.

Save for Later

Print

Submit

3.6 Checking the Status of an xForm

On the left side of the screen under 'My Documents & Forms,' select the xForms to see a list of all the xForms a user is associated with (either as a PI, Submitter, or Collaborator).

- **Action:** If a form can be deleted or copied for an amendment, those options will display in this column. **Note:** An xForm can only be deleted when in data entry.
- **Form:** Name of the form
- **Identifier:** This is generally the PI of the project
- **Owner:** The owner of the form will be the user who started the xForm until an event is created and then the form is owned by the study.
Note: An event will be created within IRBManager after the pre-review has been assigned to a reviewer.
- **Stage:** This is the current stage that the form is in.

3.6.1 Stage Types and Definitions

Review Stages

- **Data Entry:** The form is currently with the user to complete or make changes
- **PI Signature for Non-PI submission:** The Form Creator is not the PI; therefore, the application needs to be signed by the PI before submission to the IRB or IACUC
- **Screening Intake:** The form is currently with the HAP office for review before being sent to reviewer(s)

3.6.2 Decision Notification

Once the HAP Office or the reviewer(s) have completed their review, the research







team will receive an email detailing the decision. If approved or deferred for modifications, the appropriate approval/determination letter will be attached.

4.1 Navigating the Study Page

From the DASHBOARD, access a study page for each study. Click on the blue study number link to access this page.

4.1 Events

This section lists all the IRB/IACUC 'Events' or submissions that have been or are being conducted for the study. The event line contains the following sections:

▼ Events (2) collapse									
Action	Event	Att	FE	Instance/UDF	Start	Complete	Reviewers	Last Mtg	Group
  	IRB-Modifications	2			08/20/2021				
  	IRB-Exempt	0			08/20/2021				

- Event: The type of event (Initial Submission, Modification, Study Completion and Closure, Unanticipated Event, etc.)
- Att: Number of attachments associated with that event or review.
- Instance/UDF: Usually this will be blank. If the event is an amendment, a summary of the amendment appears here.
- Start: The date the event was started or loaded into IRBManager
- Complete: The date the event was completed
- Last Mtg: This shows the last meeting this event or review was submitted to. Even if a submission is expedited, it shows up on a meeting agenda as an expedited review report.

Click on any blue event link to view the event details specific to the event. (See Section 5.0)

4.2 Event Emails

Email correspondence through IRBManager can be found in the event details for your project.

- Select the desired Project from your dashboard
- Select the Event you want to look at under Events

Home Meetings Create Project Reports Contacts Administration											
Event Details: IRB - Non Human Subject Determination on 2019-362-Mt. P											
Project-Site											
Project:			Site: Mt. P - CMU - Mt. Pleasant								
Title:			Committee:								
PI:			Sponsor Id								
Event											
Type:	IRB - Non Human Subject Determination		Started: 06/19/2019								
Instance:			Completed:								
Committee:	Inherited from Study										
Review Type:											
Action Date:											
Emails (1)											
<table border="1"> <thead> <tr> <th>Subject</th> <th>Date</th> <th>Del</th> <th>To/From</th> </tr> </thead> <tbody> <tr> <td>Additional Information on Recent NHSR IRB Submission</td> <td>06/19/2019</td> <td></td> <td></td> </tr> </tbody> </table>				Subject	Date	Del	To/From	Additional Information on Recent NHSR IRB Submission	06/19/2019		
Subject	Date	Del	To/From								
Additional Information on Recent NHSR IRB Submission	06/19/2019										
Steps (5)											
Step	Planned	Actual	Complete								
Receive a Human Subject Determination Request		06/19/2019	Yes								
Admin Review		06/19/2019	Yes								
Assign to Reviewer		06/20/2019	Yes								
Receive NHS Determination			No								
Notify Pt of Results			No								

4.3 Actions in the Event Details

Actions in the event details screen are as follows:

- **Attachments:** This shows the attachments related to the event detail
 - **Generated Docs:** This shows the approval documents associated with the study
- **xForms:** This shows the form used to create the event
- **Done:** This returns the user to the next most logical page depending on previous actions

4.4 Accessing Previous IACUC or IRB Protocol Documents--Forthcoming

The HAP Office has imported previous IACUC and IRB Protocols from 2016 to August 2021. Your previous/current active IRB or IACUC protocols are available in IRB Manager. For those studies that are active, you can now modify these in IRB Manager using the appropriate xForm.

- Select a past project from your dashboard
- Select the number under Att in the Events section to get access to your old documents

SAN FRANCISCO STATE UNIVERSITY		Home		Find Study (Ctrl+Q)																																									
Study 2021-225-SFSU (IRB)		Help Test's Settings Sign of																																											
Actions Send Email Start xForm xForms (1) Done Recent Items 2021-225-SFSU 2019-005-SFSU 2019-006-SFSU Test-SFSU 2019-001-SFSU 2019-003-SFSU My Docs & xForms 0 Attachments 2 xForms		<table border="1"> <tr> <td>Study:</td> <td>2021-225</td> <td>Funding Source(s):</td> <td>NSF (Primary)</td> </tr> <tr> <td>Committee:</td> <td></td> <td>Funding Source ID:</td> <td></td> </tr> <tr> <td>College:</td> <td>Academic Affairs (Includes Provost Office)</td> <td>Grants:</td> <td></td> </tr> <tr> <td>Department:</td> <td>Academic Affairs</td> <td>CRO:</td> <td></td> </tr> <tr> <td>Agent Types:</td> <td></td> <td>Year:</td> <td>2021</td> </tr> <tr> <td>Title:</td> <td>EXAMPLE ADE FORM</td> <td>Applicable Regulations:</td> <td></td> </tr> <tr> <td>Affiliation:</td> <td></td> <td>Initial Review Level:</td> <td>Exempt (category to be specified at review stage)</td> </tr> <tr> <td>Exempt Categories:</td> <td></td> <td></td> <td></td> </tr> <tr> <td>Revised CR Exempt Category:</td> <td>(1) Research in established or commonly accepted education settings that involves normal educational practices, (2) Research that only includes interactions involving educational tests, surveys, interviews, and observations of public behavior</td> <td></td> <td></td> </tr> <tr> <td>Comments:</td> <td colspan="3"></td> </tr> </table>				Study:	2021-225	Funding Source(s):	NSF (Primary)	Committee:		Funding Source ID:		College:	Academic Affairs (Includes Provost Office)	Grants:		Department:	Academic Affairs	CRO:		Agent Types:		Year:	2021	Title:	EXAMPLE ADE FORM	Applicable Regulations:		Affiliation:		Initial Review Level:	Exempt (category to be specified at review stage)	Exempt Categories:				Revised CR Exempt Category:	(1) Research in established or commonly accepted education settings that involves normal educational practices, (2) Research that only includes interactions involving educational tests, surveys, interviews, and observations of public behavior			Comments:			
Study:	2021-225	Funding Source(s):	NSF (Primary)																																										
Committee:		Funding Source ID:																																											
College:	Academic Affairs (Includes Provost Office)	Grants:																																											
Department:	Academic Affairs	CRO:																																											
Agent Types:		Year:	2021																																										
Title:	EXAMPLE ADE FORM	Applicable Regulations:																																											
Affiliation:		Initial Review Level:	Exempt (category to be specified at review stage)																																										
Exempt Categories:																																													
Revised CR Exempt Category:	(1) Research in established or commonly accepted education settings that involves normal educational practices, (2) Research that only includes interactions involving educational tests, surveys, interviews, and observations of public behavior																																												
Comments:																																													
Study-Site Site(s): SFSU - San Francisco State University Status: Exempt Approval: August 20, 2021 Initial Approval: August 20, 2021 Comments:		PI: Mankus, Jessica Additional: N Expiration: Exempt Other Expirations:																																											
Study-Site Contacts (2) <table border="1"> <thead> <tr> <th>Name</th> <th>Role</th> </tr> </thead> <tbody> <tr> <td>Researcher, Test</td> <td>Co-Investigator</td> </tr> <tr> <td>Researcher, Test</td> <td>Faculty Advisor</td> </tr> </tbody> </table>		Name	Role	Researcher, Test	Co-Investigator	Researcher, Test	Faculty Advisor																																						
Name	Role																																												
Researcher, Test	Co-Investigator																																												
Researcher, Test	Faculty Advisor																																												
Events (1) <table border="1"> <thead> <tr> <th>Event</th> <th>Att</th> <th>FE</th> <th>Instance/UDF</th> <th>Start</th> <th>Complete</th> <th>Last Mtg</th> <th>Group</th> </tr> </thead> <tbody> <tr> <td>IRB-Exempt</td> <td>0</td> <td></td> <td></td> <td>08/20/2021</td> <td></td> <td></td> <td></td> </tr> </tbody> </table>		Event	Att	FE	Instance/UDF	Start	Complete	Last Mtg	Group	IRB-Exempt	0			08/20/2021																															
Event	Att	FE	Instance/UDF	Start	Complete	Last Mtg	Group																																						
IRB-Exempt	0			08/20/2021																																									



4.5 Helpful Hints

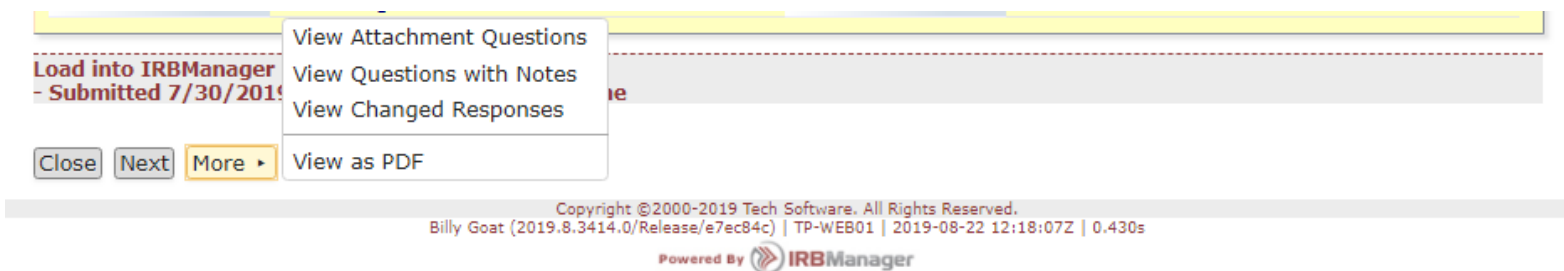
For any further questions regarding a project status or using IRBManager, contact the HAP office at protocol@sfsu.edu or by phone at 415-338-1093

4.5.1 Email Notifications:

- Email notifications will be sent to the study team from IRBManager via SFSU IRB Office <no-reply@sfsu.my.irbmanager.com>
- All required signatories will receive an email with a link to the xForm they are being requested to review and sign off on.
- Email notifications will be sent to the study team when the determination of an event has been completed.
- When appropriate, the email will include the determination letter

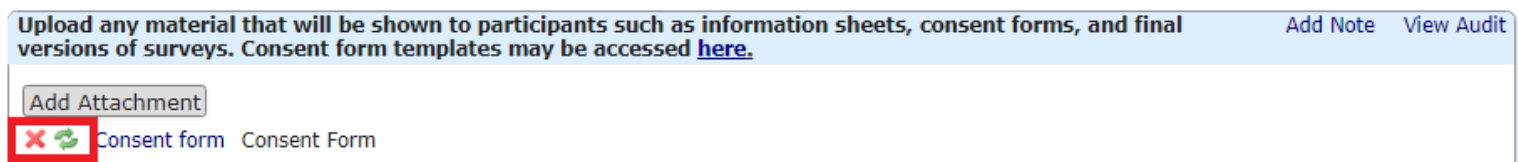
4.5.2 Downloading PDF copies of your application

- At the bottom of your xForm, there is a button labeled "More"
- Clicking this will give you an option to save your application as a PDF



4.5.3 Replacing old versions of documents on an xForm

- There are times where the board will ask for changes to certain documents. When submitting an edited version, you can replace the old version by clicking the green arrows next to the red X button.



APPENDIX 1:

5.1 Frequently Asked Questions

Why can't my study team see the xForm I created?

The only members of the study team that have access to an **unsubmitted** xForm are the submitter of that xForm. The rest of the study team may be able to view the xForm once a determination is made if that is an enabled feature on the form submitted.

Should a study team member other than the submitter require access to an xForm while it is being completed, the submitter can add that person as a 'Collaborator' of that form.

A Collaborator can be granted the following permissions:

- View Only
- Edit
- Edit and Manage
- Edit, Manage and Submit

This function is form specific. Collaborators will only be able to see each form they are added to. Collaborator access does not carry over to other xForms created in a study.

Does everyone on my study team need to receive email notifications?

The short answer is no. However, if you are listed as key personnel on the application, you can always access the emails sent by the committees by going into the project you are key personnel for and then selecting the appropriate event. There will be a section listing the emails sent through IRBManager.

I am trying to add a member to the study team and the xForm is saying "contact not found", what does that mean?

If you are receiving the "contact not found" message that usually means that the person you are attempting to add has not logged into IRBManager to activate their User Account. While everyone with a SFSU email address and password has access to IRBManager, each User must sign into the system to active their account. Unfortunately, if a contact is not found that researcher cannot be added to the study team until their email address can be added to the xForm in the appropriate Personnel field.